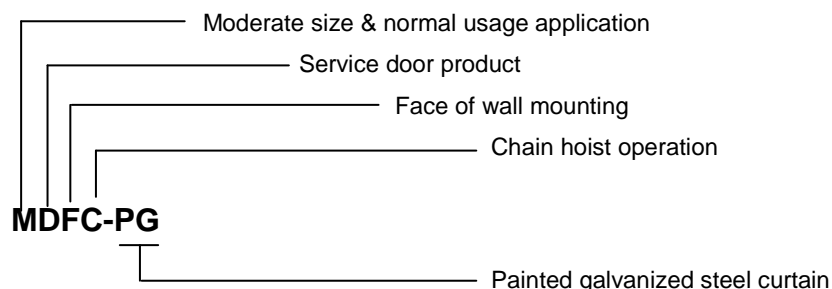


Each product is designated by a model code comprised of four letters. Each letter represents 1) application based series, 2) product type, 3) mounting, and 4) operation. The four-letter model code may be followed by a two letter suffix, representing curtain material and finish.

EXAMPLE:



SERIES

Smaller sizes & lower usage
 Moderate sizes & normal usage
 Larger sizes, increased durability & higher usage
 Service counters & other small openings
 High performance / high speed
 Rolling closure

DESIGNATION

S
M
H
C
P
A

PRODUCT TYPE

Service door
 Weather-Edge door (*perimeter weather seals*)
 Insulated door (*insulated slats and perimeter weather seals*)
 Ventilated door (*perforated or fenestrated slats*)
 Fire rated door (*also available as an air leakage rated "smoke" door*)
 Grille
 Clear polycarbonate panel closure
 Ventilated panel closure
 Solid panel closure

DESIGNATION

D
W
I
V
L
G
C
V
S

MOUNTING

Face of wall
 Between the jambs
 Tube supports
 (*Wall angles are not used - guides and brackets are attached directly to tubes*)

DESIGNATION

F
J
T

OPERATION

Push-up
 Chain hoist
 Awning crank
 Motor operator

DESIGNATION

P
C
A
M

CURTAIN MATERIAL & FINISH

Painted galvanized steel
 Bare galvanized steel
 Powder coated galvanized steel
 Mill finish aluminum
 Clear anodized aluminum
 Bronze anodized aluminum
 Powder coated aluminum
 Brushed finish stainless steel

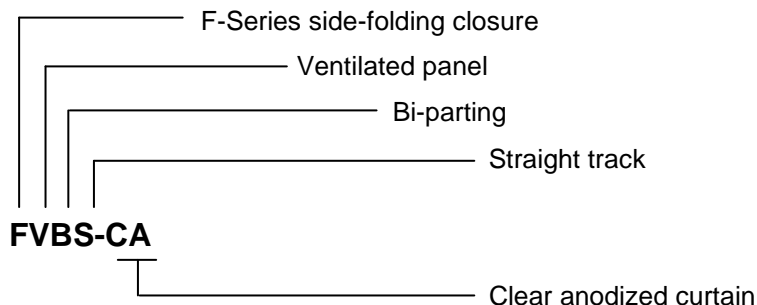
DESIGNATION

-PG
-BG
-PS
-MA
-CA
-BA
-PA
-SS

NOTE: All combinations are not available for all products – refer to standard specifications and available options

Each product is designated by a model code comprised of four letters. Each letter represents 1) series, 2) product type, 3) stacking, and 4) track type. The four-letter model code may be followed by a two letter suffix, representing curtain material and finish.

EXAMPLE:

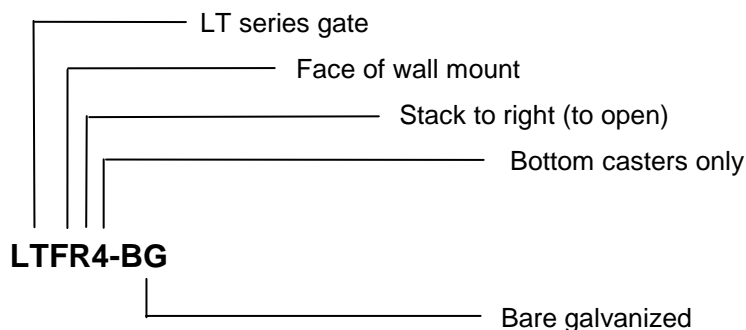


SERIES	DESIGNATION
Side-folding closure	F
PRODUCT TYPE	DESIGNATION
Grille	G
Open panel closure	O
Clear polycarbonate panel closure	C
Ventilated panel closure	V
Solid panel closure	S
STACKING <i>(From the outside looking in)</i>	DESIGNATION
Stack to left (to open)	L
Stack to right (to open)	R
Bi-parting	B
TRACK TYPE	DESIGNATION
Straight track	S
Curved track	C
CURTAIN MATERIAL & FINISH	DESIGNATION
Mill finish aluminum	-MA
Clear anodized aluminum	-CA
Bronze anodized aluminum	-BA
Powder coated aluminum	-PA

NOTE: All combinations are not available for all products – refer to standard specifications and available options

Each product is designated by a model code comprised of seven characters as shown below. The first 2 letters represent series. The third letter represents gate mounting. The fourth letter indicates gate stacking. The next number represents track type. The last 2 letters indicate finish.

EXAMPLE:



GATE SERIES

LT folding gate
EG folding gate
DC folding gate
VA chain gate

DESIGNATION

LT
EG
DC
VA

MOUNTING

Face of wall
Between jambs
Portable *

DESIGNATION

F
J
P

STACKING

Stack to left (to open)
Stack to right (to open)
Bi-parting

DESIGNATION

L
R
B

TRACK TYPE

Top roller track & bottom guide track (EG, DC Series)
Top roller track only
Top guide track & bottom roller track (EG, DC Series)
Bottom casters only (LT Series only)

DESIGNATION

1
2
3
4

FINISH

Bare galvanized
Black paint
Bronze paint
Gray paint

DESIGNATION

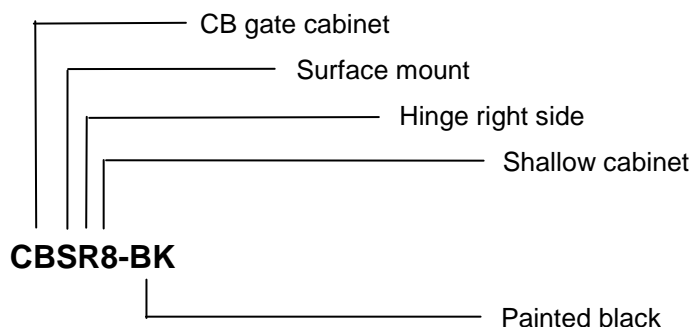
-BG
-BK
-BZ
-GY

*** LT and DC series gates are available as portable gates (free standing, unhandled gates that stack to either the left or right) and are designated simply as models LTP and DCP**

NOTE: All combinations are not available for all products – refer to standard specifications and available options.

Each gate cabinet product is designated by a model code comprised of seven characters as shown below. The first 2 letters represent cabinet series. The third letter represents cabinet mounting. The fourth letter indicates hinge side of cabinet door. The next number represents cabinet type. The last 2 letters indicate paint color.

EXAMPLE:



CABINET SERIES

CB

DESIGNATION

CB

MOUNTING

Surface
Recessed

DESIGNATION

S
R

HINGE SIDE OF CABINET DOOR

Hinge left side
Hinge right side

DESIGNATION

L
R

NOTE: In shallow cabinets, folding gate hinges on side opposite cabinet door hinge side

CABINET TYPE

Deep
Shallow

DESIGNATION

8
9

PAINT COLOR

Black
Bronze
Gray

DESIGNATION

-BK
-BZ
-GY